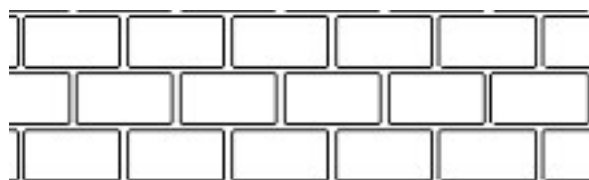
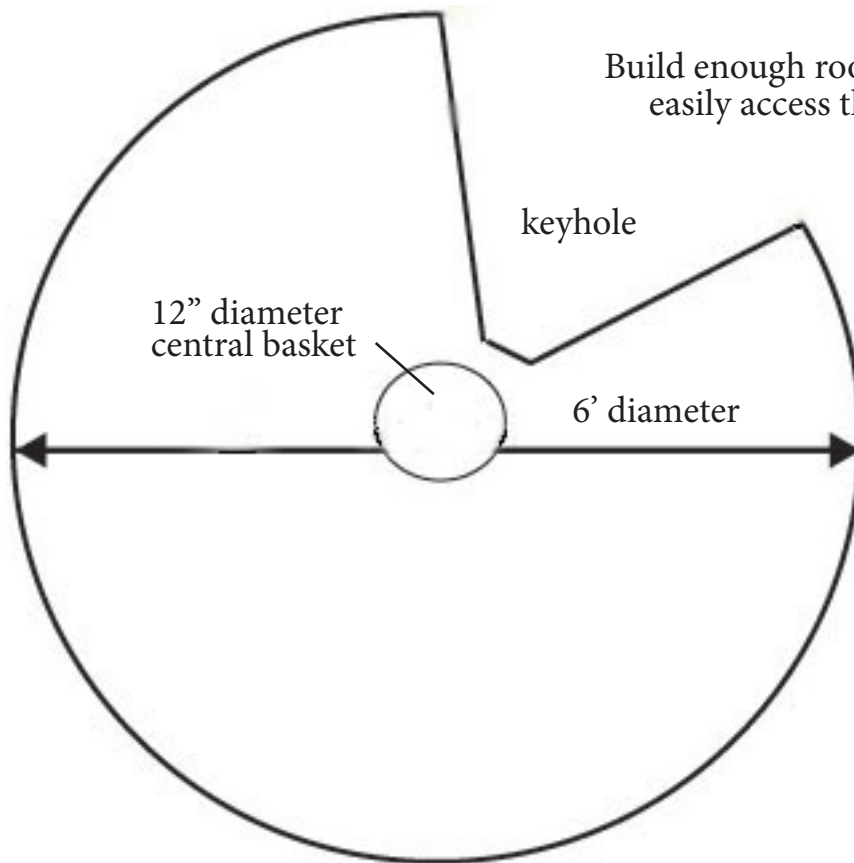


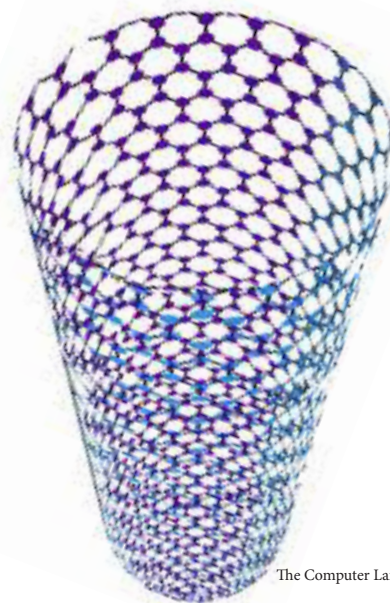
# Field Guide to How to Build a Keyhole Garden DVD with Debbie Tolman, Ph.D.



A Running Bond  
Average # Cinder Block = 44



40"



The Computer Language Company, Inc.

A 40" length of chicken wire can produce a 12" diameter central basket with a 3 and 1/4" overlap. Secure the basket tube with short pieces of wire. The top of the central basket should be 1' above the finished height of the outside wall.

## Possible Browns

Thin-layer brown materials such as:

- dry, yellow or brown leaves, and brown grass
- dead, woody stalks or plants
- any paper and wood products: chopped twigs, shredded newspaper, phone books, programs, a little slick paper is okay
- sawdust
- dryer lint, vacuum cleaner waste
- straw
- wood ash from fireplaces (not a lot)
- lots of cardboard
- 100% cotton, wool, or silk

Where to find browns:

- Cardboard: furniture stores, appliance stores, hardware stores and some grocery stores.
- Newspaper: ask at local newspaper offices, post office for phone books and junk mail (avoid plastics).



# Possible Greens

Thin-layer green materials such as:

- kitchen scraps from vegetables, melon rinds, eggshells, and fruit
- coffee grinds and tea bags
- freshly cut green leaves and grass clippings
- manure
- inexpensive bulk pet food

Where to find greens:

- Coffee grinds with natural filters: coffee shops and restaurants.
- Fresh manure (barnyard kind): landscape supply yards, horse stalls, or cow barns (avoid vet clinics).

**DON'T FORGET:** Planning ahead for plant selection aids the decision of where your keyhole garden should be built (sun, rain, prevailing winds, house, shelter, etc.).

Let your imagination run wild...



Julie's 'Gnome' Keyhole Garden



Amny's cedar stay Keyhole Garden.



Rosa's busted sidewalk Keyhole Garden.



Ace Hardware's native rock and cob Keyhole Garden.





Deb is an experienced sustainable practices coach, with more than thirty years of experience, guiding clients through projects at their own pace and within their financial parameters. She provides a range of services and opportunities for her clients, including full landscape design and gardening coach, self-help designs, and post-design consultation. If you are a “do-it-yourself,” you can get on her email list for notices regarding her Seriously Fun Sustainability Workshops (deb@debtolman.com). She offers one workshop per month on such sustainable practices as Cheese Making, Thai Jar Construction, Keyhole Gardens, Landscape Design, Lasagna Gardening, Cob Garden Benches, Holistic Range Management, Composting and Vermiculture, Workshops Just For Kids, Earthen Ovens, Aquaponics, Greywater Recapture, Simplifying Solar, Drip Irrigation, Earthen Floors, and Growing Your Own Culinary Mushrooms.

Visit Keyhole Gardens on Facebook (<https://www.facebook.com/#!/keyholegardens>).

Seriously  
Fun  
Sustainability

Hands-On, Cheese Making Workshop  
for all ages!  
January 22, 2011